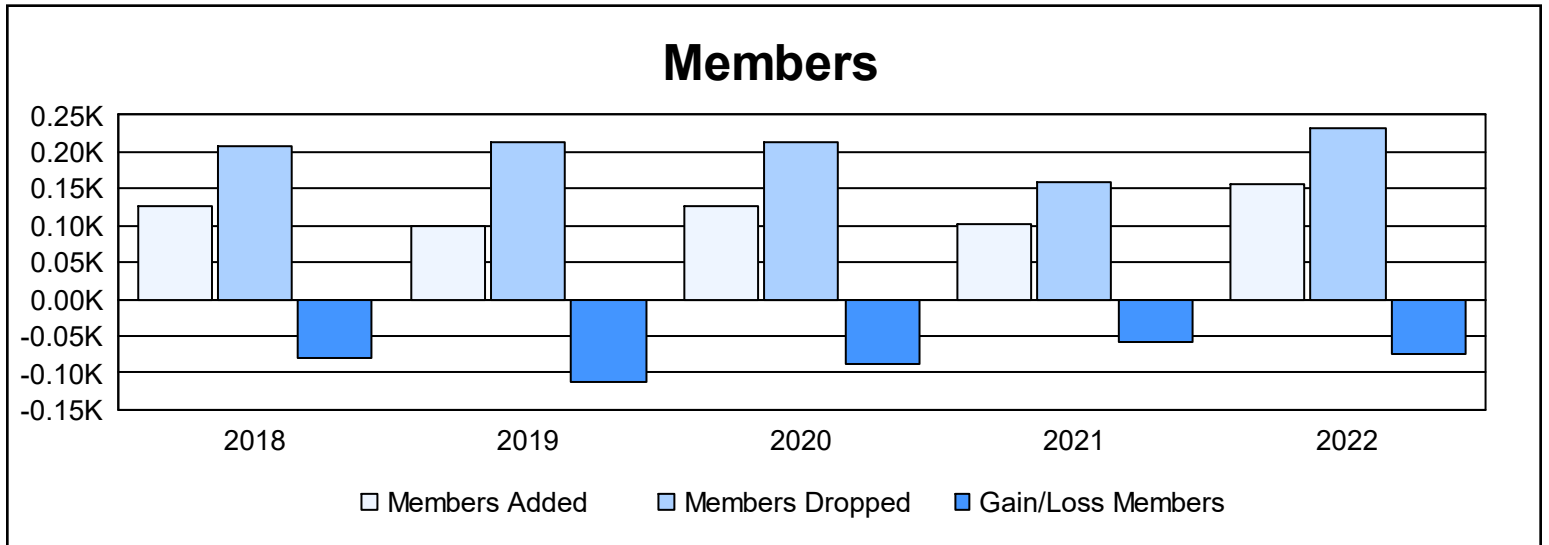
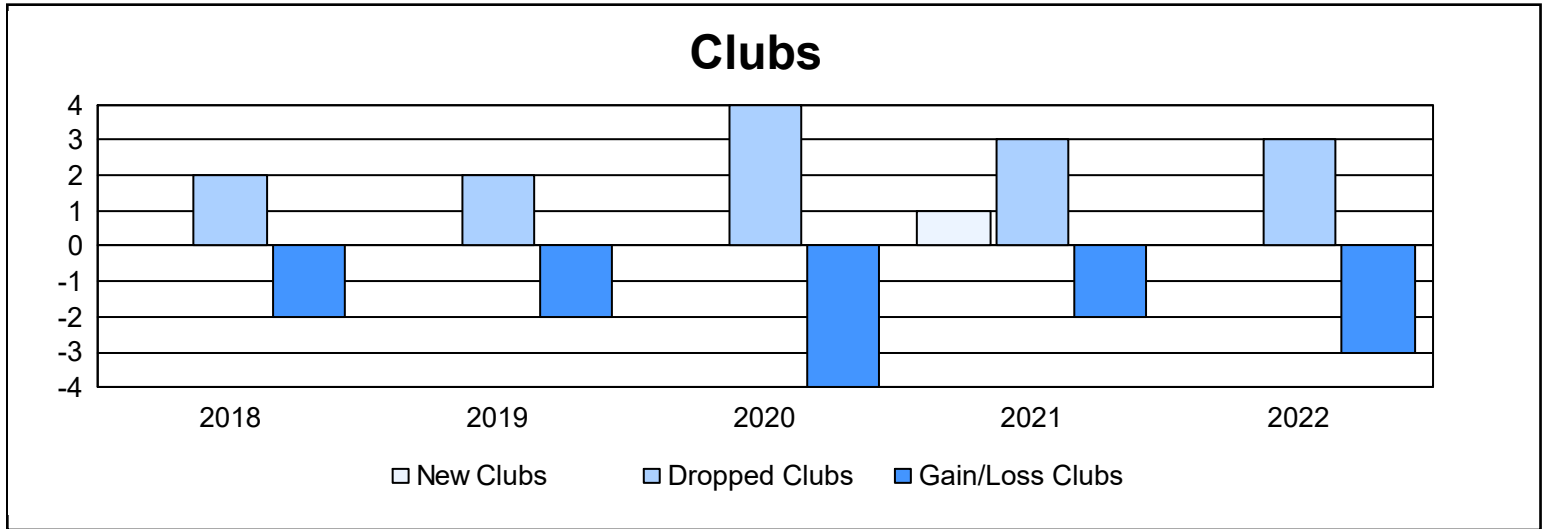
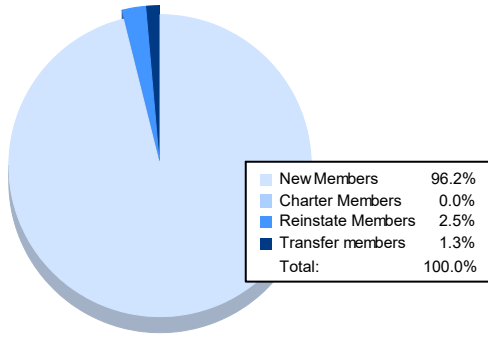


Year	New Clubs	Dropped Clubs	Gain/ Loss Clubs	New Members	Charter Members	Reinstate Members	Transfer Members	Total Member Added	Total Members Dropped	Gain/ Loss Members
2017-2018	0	2	-2	111	2	8	6	127	208	-81
2018-2019	0	2	-2	83	2	12	3	100	213	-113
2019-2020	0	4	-4	92	8	14	12	126	214	-88
2020-2021	1	3	-2	54	24	15	8	101	159	-58
2021-2022	0	3	-3	151	0	4	2	157	232	-75
<b>Average</b>	<b>0</b>	<b>3</b>	<b>-3</b>	<b>98</b>	<b>7</b>	<b>11</b>	<b>6</b>	<b>122</b>	<b>205</b>	<b>-83</b>



### Membership Composition June 2022 Cumulative



### Gender Composition June 2022 Cumulative

